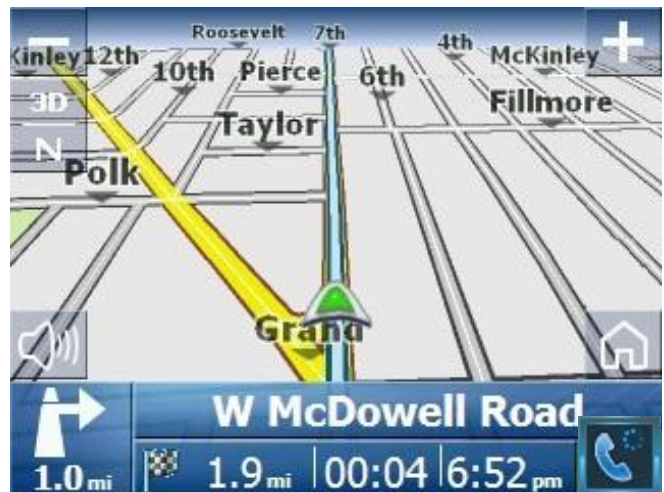



## MN312S Instruction Addendum

### Conversation Screen during a Bluetooth call:



← During conversation, press the "BACK" button on the top right of the screen

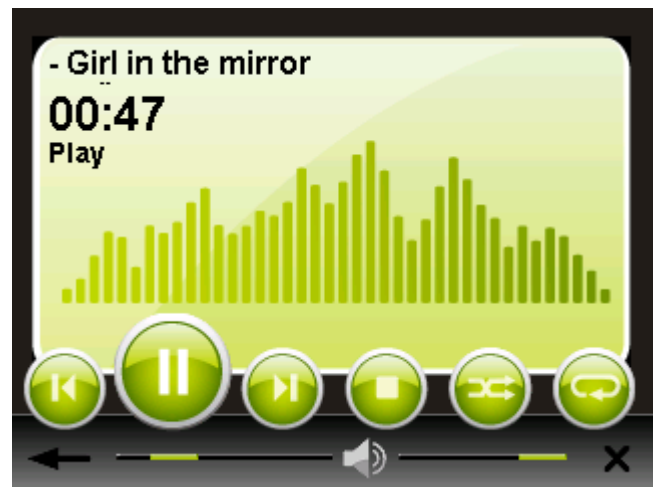



- After pressing the "BACK" button, the conversation icon  will appear on the bottom right.
- The purpose of this is to enable the user to go back to conversation screen to adjust the volume, end call, transfer call, dial, etc.

## MN312S Instruction Addendum

### Music Play Screen Control Steps:

During the music playback, to go back to the previous screen (navigation map view or volume control), press the "BACK" button at the bottom left of the screen



- After pressing the "BACK" button, the music playback icon  will appear at the bottom center.
- The purpose of this is to enable the user to go back to music playback screen to select playback menu (go back, pause, skip, stop, repeat etc...)
- Once music selection is complete, press the MUTE button (hard key) to return to the previous screen (navigation map view or volume control).